


2-Phase Stepping Motor Driver

Compact and high-performance of 2-phase stepping motor driver

■ Features

- Unipolar constant current drive type
- Enable to brake when it stops by STOP current adjustment.
- Synchronous operation connecting 2 motors with parallel by 1 driver
- Low speed and precise control with microstep
- Insulate using photocoupler to minimize the influence by external noise.
- Power supply : 20–35VDC

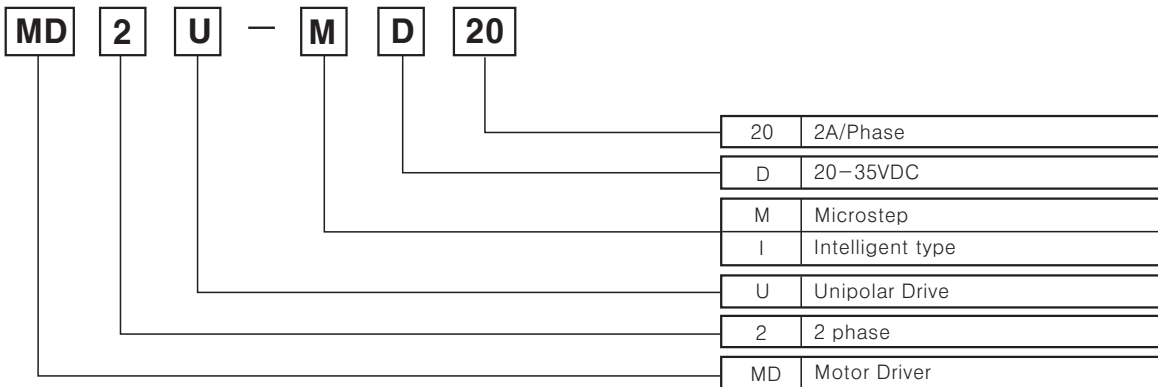
 Please read "Caution for your safety" in operation manual before using.




MD2U-MD20

MD2U-ID20

■ Ordering information



■ Specifications

Model	MD2U-MD20	MD2U-ID20
Power supply	(★1) 20–35VDC 3A	
RUN current	0.5 ~ 2.0A / Phase	
RUN method	Unipolar constant current drive	
Resolution	1, 2, 4, 5, 8, 10, 16, 20 divisions	
Input pulse width	Min. 6μs	
Input pulse interval	Min. 6μs	
Rising/falling time	Max. 0.5μs	
Max. input pulse frequency	(★2) 80kpps	
Input voltage	High : 4–8VDC, Low : 0–0.5VDC	
Input resistance	300Ω (CW, CCW), 390Ω (HOLD OFF)	3.3kΩ (CW, CCW, HOLD OFF)
Insulation resistance	Min. 200MΩ (Based on 500VDC mega)	
Dielectric strength	1000VDC 60Hz for 1 minute	
Vibration	1.5mm amplitude at frequency of 10~55Hz in each of X, Y, Z directions for 2 hours	
Shock	300m/s ² (30G) in X, Y, Z directions for 3 times	
Ambient temperature	0 ~ 50°C (at non-freezing status)	
Storage temperature	-20 ~ 60°C (at non-freezing status)	
Ambient humidity	35 ~ 85%RH	
Approval		
Unit weight	Approx. 200g	

※ **(★1)** When using over 30VDC, it should be mounted at ventilative place due to increasing heat.

※ **(★2)** Max. input pulse frequency is subject to change depending on resolution.